

Federal Funding for Syringe Services Programs: Saving Money, Promoting Public Safety, and Improving Public Health

Key Points

- Syringe services programs (SSPs) save public resources, serve as vital “bridges” to treatment and prevention services, promote public safety, and reduce health disparities.
- The ban on federal funding for SSPs undermines local control and decision-making.
- SSPs enjoy broad public and professional support.

HIV/AIDS remains one of the country’s most serious health challenges. According to an overwhelming body of evidence, needle and syringe exchange programs not only reduce the spread of HIV, but also save money, encourage the safe disposal of syringes, minimize the risk of needlestick injuries to law enforcement officials, and help link chemically dependent individuals to vital drug treatment services. In difficult budgetary times, investments in syringe exchange are a wise use of tax dollars.

Injection drug-related HIV and hepatitis C infections remain serious health crises in the United States

Each year, 50,000 Americans are newly infected with HIV.¹ Injection drug use remains a driving force in the national epidemic, accounting for 14 percent of new HIV infections among women and 7-11 percent of new HIV infections among men in the United States in 2010.² Reaching the federal goal of an “AIDS-Free Generation”³ requires effective, sustained efforts to prevent new infections among injection drug users (IDUs). Approximately 3.2 million Americans are living with hepatitis C (HCV), and deaths related to HCV have increased substantially over the last decade.⁴

The evidence is clear: Syringe services programs prevent HIV transmission

Sharing contaminated injecting equipment is one of the most efficient means of HIV transmission.⁵ Scores of studies have conclusively demonstrated that SSPs help prevent infection by reducing the re-use and circulation of injecting equipment without increasing drug use or resulting in other negative

How SSPs work

SSPs provide free sterile syringes, an approach that reduces the likelihood that users will share injecting equipment.⁶ Although the provision of sterile syringes is the core service provided by SSPs, these programs also safely dispose of used syringes, and have much broader health benefits.⁷ Many offer a range of health and supportive services, including on-site medical care; screening and counseling for HIV, hepatitis C, and sexually transmitted infections; distribution of condoms, food, and clothing; and referrals to substance abuse treatment.⁸ In addition, many SSPs help save lives by providing medications to prevent overdose and support drug treatment.⁹ SSPs offer tailored services drug users need to keep themselves and others safer and healthier. As a result, drug users often view SSPs as more respectful and less discriminatory than traditional healthcare providers; this makes SSPs better able to connect drug users to health and supportive services they would otherwise not have accessed.^{10, 11, 12}



New York Harm Reduction Educators operates mobile syringe exchange sites that provide lifesaving services in communities throughout New York City.

consequences.^{13, 14, 15} SSPs have helped New York City—where 50 percent of all IDUs were living with HIV in the early 1980s—approach the elimination of new drug-related transmissions, saving federal and state taxpayers millions of dollars in treatment costs averted.^{16, 17, 18} SSPs make neighborhoods safer (for police, sanitation workers, and the general public) by supporting the safe disposal of potentially infectious needles and syringes.^{19, 20} SSPs also facilitate recovery from drug abuse by linking drug users to treatment services.²¹

SSPs have helped New York City—where 50 percent of all IDUs were living with HIV in the early 1980s—approach the elimination of new drug-related transmissions.

Federal funds currently cannot be used to support syringe services programs

In 2009, Congress removed a 21-year prohibition on the use of federal funds to support SSPs.²² Two years later, however, Congress re-imposed the ban on federal funding for SSPs.²³ In 2013, even as injection drug use continues to contribute substantially to the spread of HIV, federal public health funds are unavailable for syringe exchange.

SSPs are not illegal throughout most of the country, and more than 200 SSPs are currently operating in 34 states, the District of Columbia, and the Commonwealth of Puerto Rico.²⁴

However, without federal funding, these SSPs are only able to provide sterile syringes for fewer than 3 percent of all injections estimated to occur each year.²⁵ SSPs that receive state or local government funding distribute more sterile syringes and offer HIV tests more often than those that do not receive government funding.²⁶ Federal support could amplify this increase in service capacity.

In short, the federal funding ban on SSPs undermines national efforts to prevent new HIV infections. If the country is to realize the goal of an AIDS-Free Generation, coverage for these highly effective programs will need to increase.

SSPs save lives and money, protect law enforcement and local communities, and support national efforts to reduce substance abuse

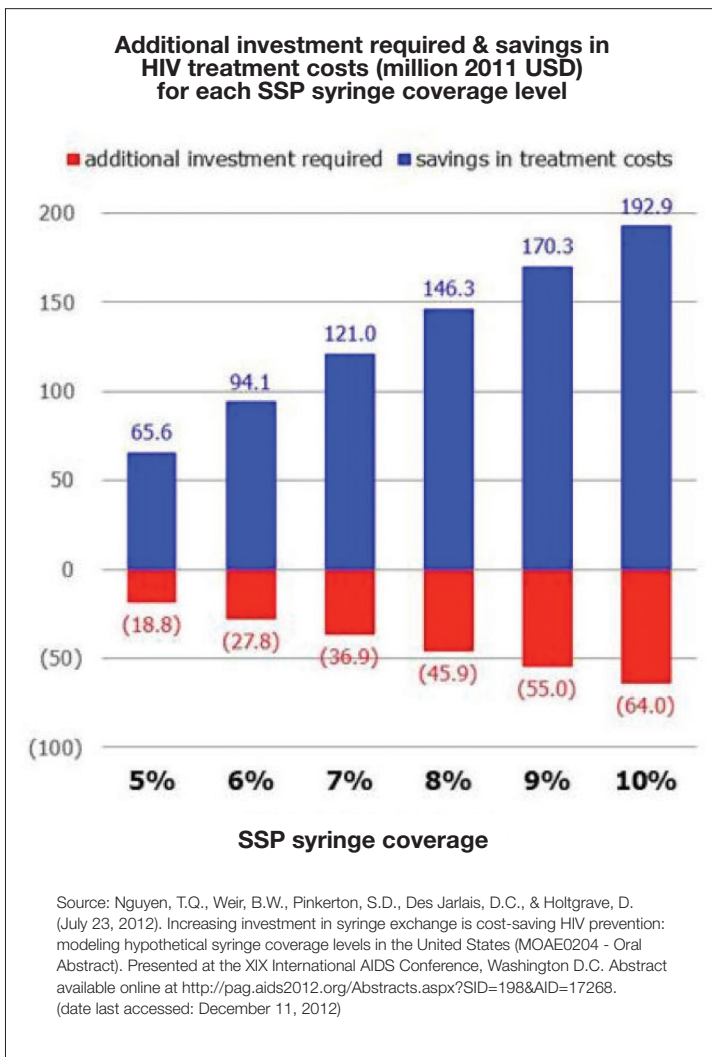
Banning federal support for cost-effective needle exchange programs is contrary to the public interest. Although such programs were controversial when they first emerged in the 1980s, nearly three decades of experience has generated substantial support for the approach from local governments, public health officials, and scientific organizations. The public health benefits of SSPs have been well documented, but these programs generate other benefits that may be less familiar.

1. SSPs save public resources

The lifetime cost of treating an HIV-positive person is estimated to be between \$385,200 and \$618,900.²⁷ As HIV-positive IDUs are often uninsured or reliant on public sector programs (such as Medicaid, Medicare, and Ryan White) for their care, taxpayers bear the lion's share of treatment costs associated with new infections related to injection drug use.^{28, 29}

HIV is not the only costly infection associated with injection drug use. HCV costs hundreds of millions of dollars annually to treat.³⁰ Needle sharing during injection drug use is the primary driver of hepatitis C infection in the U.S., with an estimated 50–80 percent of drug users becoming infected with HCV within five years of their first drug injection.³¹ A study of IDUs in New York City found that from 1990-2001, as SSPs grew substantially, HCV prevalence declined from 90 to 63 percent.³²

With individual needles and syringes costing less than 50 cents,³³ it is far cheaper to prevent a new case of HIV than to assume many years of treatment costs. According to a recent analysis, expanding SSP coverage to 10 percent of all



as critical entry points for drug users, and link individuals to comprehensive treatment and care, such as in New Jersey, where more than 22 percent (998 individuals) of the 4,482 people served by New Jersey’s five SSPs from 2007 to 2009 entered a drug treatment program.³⁸

Every dollar spent expanding service coverage to such a level would save at least an estimated three dollars in treatment costs averted.

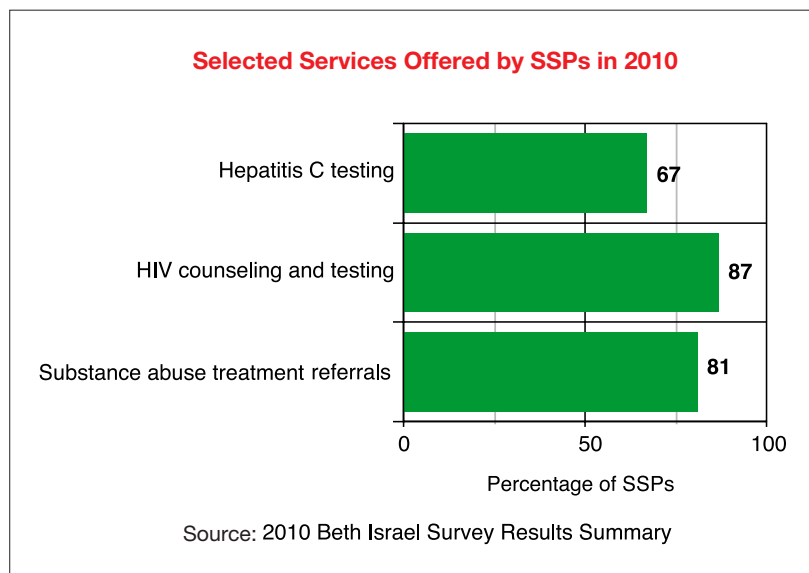
By facilitating recovery from drug addiction, SSPs help individuals struggling with chemical dependence to repair their lives and become productive members of society. In one study, employment increased 44.8 percent within six months among clients of SSPs who received certain federal funding while the funding ban was removed.³⁹ Clients of these SSPs were 25 percent more likely than non-SSP clients to have been successfully referred to mental health treatment and prescribed medication.⁴⁰

As bridges to comprehensive treatment, prevention, and social services, SSPs improve individual and public health. SSPs also help clients infected with HIV or hepatitis C learn their status: in 2010, 67 percent of SSPs surveyed nationally offered hepatitis C testing, and 87 percent offered HIV testing and counseling.⁴¹ SSP clients who test HIV positive can be connected to life-saving and cost-effective treatment, while those who test HIV negative receive HIV prevention counseling and access to condoms, helping interrupt the cycle of HIV transmission.

injections (from the current level of 2.9 percent) would avert nearly 500 new HIV infections each year.³⁴ Such an expansion in service coverage would cost an estimated \$64 million—less than one-third the projected lifetime costs (an estimated \$193 million) of treating these 500 cases.³⁵ In other words, every dollar spent expanding service coverage to such a level would save at least an estimated three dollars in treatment costs averted.³⁶ Further service expansion would save American taxpayers hundreds of millions of dollars.

2. SSPs serve as vital bridges to treatment and prevention services

Supporting recovery and breaking the cycle of drug use are key principles of the National Drug Control Strategy.³⁷ SSPs support these aims. They serve



3. The federal funding ban undermines local control and decision-making

The federal government is by far the largest funder of HIV prevention services. Federal prevention funding adheres to recognized principles of federalism, providing essential health assistance while leaving it to states and localities to use limited federal dollars to address needs and priorities that are locally determined. While the federal ban was lifted, federal dollars were used to support SSPs in California, Connecticut, Delaware, Illinois, Massachusetts, Minnesota, New Jersey, New Mexico, New York, Puerto Rico, Vermont, and Washington.⁴² SSPs operate in 186 cities and a quarter of those surveyed in 2011 were run by state or local health departments.^{43,44} Authorities in jurisdictions across the country have demonstrated that they believe SSPs promote public health and other local objectives. However, under current law, they are not allowed to decide for themselves whether federal funds they receive should be used to meet these objectives.

SSPs operate in 186 cities. Authorities in jurisdictions across the country have demonstrated they believe SSPs promote public health.

While research consistently has found SSPs to be a cost-effective, evidence-based intervention, the federal funding ban continues to force localities facing difficult budgetary times to make a tough choice: if they wish to use limited state and local dollars to fund SSPs, they must do so at the expense of other important, public health programs dependent on local and state financing. In the brief two-year period during which federal funding became available for SSPs, the majority of programs that received federal support used those funds just to maintain or expand existing services; only 14 percent of

“In the cities that have adopted needle exchange programs, there is a dramatic reduction in needle sticks to firefighters who crawl on their hands and knees through smoke-filled rooms to search for victims.”

—Charles Aughenbaugh, Jr.,
President, New Jersey Deputy
Fire Chiefs Association, Retired
Deputy Fire Chief, March 2011

SSPs actively encourage participants to return as many used syringes as possible.⁴⁶ Research indicates that the majority of syringes distributed by SSPs are in fact returned.^{47, 48} In Baltimore, SSPs helped reduce the number of improperly discarded syringes by almost 50 percent.⁴⁹ In Portland, Oregon, the number of improperly discarded syringes dropped by almost two-thirds after the implementation of an SSP.⁵⁰ In 2008-2009, in Miami—where there are no syringe exchange programs—eight times more syringes were disposed of improperly than in San Francisco, where syringe exchanges are available.⁵¹ Safe disposal was much greater in San Francisco, even though the estimated number of injection drug users in San Francisco is more than twice the number in Miami.

Keeping contaminated equipment off the streets improves public safety. SSPs reduce the risk that people—including

children playing in parks, people putting trash in public trash cans, and medical personnel responding to emergencies—will accidentally come into contact with used and potentially dangerous needles and syringes.

Law enforcement and public-safety personnel, who are often exposed to needlesticks on the job, are perhaps the most notable public safety beneficiaries of SSPs. In San Diego, nearly 30 percent of police officers surveyed had been stuck by a needle at least once, with more than 27

“Clearly needle exchange programs work. There is no doubt about that.”

—Anthony Fauci, M.D., Director,
National Institute of Allergy and
Infectious Diseases, National
Institutes of Health. Testimony
before the U.S. House
of Representatives Committee
on Oversight and Reform,
September 16, 2008

percent of those injured experiencing two or more needlestick injuries.⁵² Syringe services programs have been found to reduce needlestick injuries among police officers.⁵³

In San Diego, nearly 30 percent of police officers surveyed had been stuck by a needle at least once.

5. SSPs can help reduce health disparities

Communities of color are at far greater risk for HIV than Americans overall. In 2010, 14 percent of the U.S. population was African American, but that year, 44 percent of all new HIV diagnoses in the U.S. were among African Americans—more than any other racial or ethnic group.⁵⁴ In states surveyed from 2007 to 2010, the rate of new HIV infections was eight times higher among African Americans than whites, and three times higher among Latinos than whites.⁵⁵ In 2010, people of color were overrepresented among both male and female injection drug users newly infected with HIV.⁵⁶ While AIDS-related deaths for the broader U.S. population have sharply declined over the last 15–20 years, AIDS remains the ninth leading cause of death among African Americans overall and the third leading cause of death for African Americans aged 35–44.⁵⁷ In light of the disproportionate risk of HIV infection and number

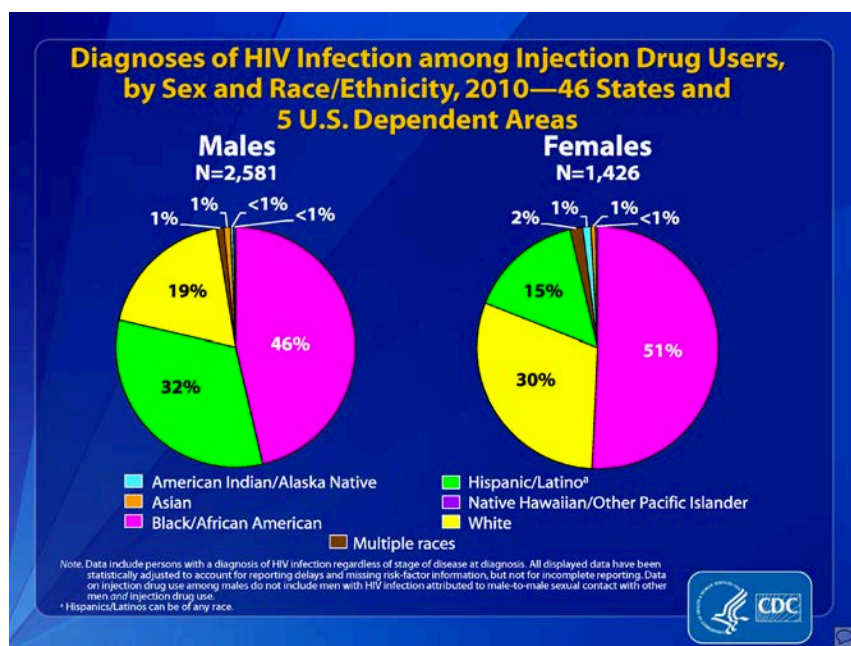
of AIDS-related deaths among African Americans and other people of color, the National HIV/AIDS Strategy prioritizes intensified efforts to reduce racial and ethnic disparities in HIV-related health outcomes.⁵⁸ Given the role of injection drug use in contributing to the outsize HIV risks experienced by communities of color, SSPs represent a critical tool for minimizing HIV risks and addressing health disparities.

6. SSPs enjoy broad public and professional support

As a result of their considerable public health, public safety, and fiscal benefits, SSPs enjoy robust support across the political spectrum, ranging from law enforcement officials to advocates seeking the reform of drug laws. Numerous national medical and public health organizations support SSPs, including the American Medical Association,⁵⁹ the American Public Health Association,⁶⁰ the National Academy of Sciences,⁶¹ and the American Academy of Pediatrics.⁶² So too do leading global bodies such as the World Health Organization (WHO),⁶³ the World Bank,⁶⁴ and the International Red Cross-Red Crescent Society.⁶⁵ The American Bar Association strongly supports SSPs,⁶⁶ as does the U.S. Conference of Mayors.⁶⁷

In summary

The evidence is clear and conclusive. SSPs prevent new HIV infections without leading to increased drug use. SSPs also promote broader health aims, save taxpayers money, promote public safety, and enjoy broad public support. Federal support for SSPs should be restored—not only to advance these important public policy aims, but also to provide the means for states and local communities to determine the best strategies to address their own health needs.



Source: CDC. (2012). HIV surveillance in injection drug users (through 2010). Available online at <http://www.cdc.gov/hiv/idu/resources/slides/>. (date last accessed: December 11, 2012)

“[SSPs] are widely considered to be an effective way of reducing HIV transmission among individuals who inject illicit drugs and there is ample evidence that [SSPs] also promote entry and retention into treatment.”

—U.S. Surgeon General Dr. Regina Benjamin, *Federal Register*, February 2011

“Needle exchange offered us a way to say that drug addicts are people and they have an illness that merits concern and love. Needle exchange was a reality. Until we get people in [drug] treatment then this is a way to take care of them.”

—Father Errol Harvey, formerly of Manhattan’s St. Augustine Church. In *Achieve: A quarterly journal on HIV prevention, treatment, and politics* (Winter 2010)

“Early in 1998 ... I assembled the published studies ... and was convinced that there were strong data favoring reduced transmission of lethal viruses by needle-exchange programs....”

—Harold Varmus, M.D., Nobel Laureate, Co-Chair, President’s Council of Advisors on Science and Technology, and former Director, National Institutes of Health. From *The Art and Politics of Science* (2009), by Harold Varmus

“[S]yringe exchange has helped protect law enforcement and first responders from injuries caused by syringes during body searches or rescue operations. We are particularly impressed that our local syringe exchanges have built a network of support for families and that they have provided a bridge to addiction treatment.”

—Roseanne M. Sizer, Chief of Police, Portland, Oregon, July 2009

“I understand there will be questions, but [syringe exchange] is common sense.”

—Sister Maureen Joyce, CEO of Catholic Charities. In *Achieve: A quarterly journal on HIV prevention, treatment, and politics* (Winter 2010)

References

- 1 CDC. (November 2011). HIV in the United States: At a glance. Available online at www.cdc.gov/hiv/resources/factsheets/us.htm. (date last accessed: December 12, 2012)
- 2 CDC. (2012). HIV surveillance in injection drug users (through 2010). (slide 3) Available online at <http://www.cdc.gov/hiv/idu/resources/slides/>. (date last accessed: December 11, 2012)
- 3 For more on the goal of an AIDS-Free Generation, see <http://www.pepfar.gov/>.
- 4 CDC. (2012). Hepatitis C FAQs for health professionals: Overview and statistics. Available online at <http://www.cdc.gov/hepatitis/HCV/HCVfaq.htm>. (date last accessed: November 9, 2012)
- 5 United Nations Office on Drugs and Crime. (2005). World drug report 2005: Chapter 3. HIV/AIDS and drugs. (page 149) Available online at http://www.unodc.org/pdf/WDR_2005/volume_1_chap3.pdf. (date last accessed: November 13, 2012)
- 6 Bluthenthal, R.N., Kral, A.H., Gee, L., Erringer, E.A., & Edlin, B.R. (2000). The effect of syringe exchange use on high-risk injection drug users: a cohort study. *AIDS*, 14(5), 605-11.
- 7 Des Jarlais, D.C., Guardino, V., Nugent, A., Arasteh, K., & Purchase, D. (2012). (unpublished data) 2010 National survey of syringe exchange programs: summary of results. North American Syringe Exchange Network. Available online at <http://nasen.org/news/2012/jul/05/2010-beth-israel-survey-results-summary/>. (date last accessed: November 16, 2012)
- 8 Ibid.
- 9 Des Jarlais, D.C., Guardino, V., Nugent, A., Arasteh, A., & Purchase, D. 2011 National Survey of Syringe Exchange Programs: Summary of Results. Presented at the 9th National Harm Reduction Conference: "From Public Health to Social Justice," Portland, OR, November, 2012.
- 10 MacNeil, J., & Pauly, B. (2011). Needle exchange as a safe haven in an unsafe world. *Drug and Alcohol Review*, 30(1), 26-32.
- 11 Des Jarlais D.C., McKnight, C., Goldblatt, C., & Purchase, D. (2009). Doing harm reduction better: syringe exchange in the United States. *Addiction*, 104(9), 1441-6.
- 12 McNeil, R., Guirguis-Younger, M., Dilley, L.B., Aubry, T.D., Turnbull, J., & Hwang, S.W. (2012). Harm reduction services as a point-of-entry to and source of end-of-life care and support for homeless and marginally housed persons who use alcohol and/or illicit drugs: a qualitative analysis. *BMC Public Health*, 12, 312.
- 13 For this publication, the term "syringes" refers to both syringes and needles.
- 14 World Health Organization. (2004). Effectiveness of sterile needle and syringe programming in reducing HIV/AIDS among injecting drug users. Available online at <http://www.unodc.org/documents/balticstates/Library/NSP/EffectivenessNSP.pdf>. (date last accessed: December 12, 2012)
- 15 National Institutes of Health. (February 11-13, 1997). Consensus Development Conference Statement: Interventions to prevent HIV risk behaviors. Available online at <http://consensus.nih.gov/1997/1997PreventHIVRisk104html.htm>. (date last accessed: January 7, 2013)
- 16 Knox, R. (Posted July 24, 2012). Needle exchanges often overlooked in AIDS fight. *NPR Shots: Health news from NPR*. Available online at <http://www.npr.org/blogs/health/2012/07/24/157283038/needle-exchanges-often-overlooked-in-aids-fight>. (date last accessed: December 12, 2012).
- 17 Cohen J. (13 July 2012). Miracle on 34th Street: Success with injectors. *Science*, 337(6091), 178-180.
- 18 Des Jarlais, D.C., Arasteh, K., & Friedman, S. R. (2011). HIV among drug users at Beth Israel Medical Center, New York City, the first 25 years. *Substance Use & Misuse*, 46(2-3), 131-139.
- 19 Groseclose, S.L., Weinstein, B., Jones, T.S., Valleroy, L.A., Fehrs, L.J., & Kassler, W.J. (1995). Impact of increased legal access to needles and syringes on practices of injecting-drug users and police officers--Connecticut, 1992-1993. *Journal of Acquired Immune Deficiency Syndromes and Human Retrovirology*, 10(1), 82-9.
- 20 Tookes, H.E., et al. (2012). A comparison of syringe disposal practices among injection drug users in a city with versus a city without needle and syringe programs. *Drug and Alcohol Dependence*, 123(1-3), 255-9.
- 21 Hagan, H., McGough, J.P., Thiede, H., Hopkins, S., Duchin, J., & Alexander, E.R. (2000). Reduced injection frequency and increased entry and retention in drug treatment associated with needle-exchange participation in Seattle drug injectors. *Journal of Substance Abuse Treatment*, 19, 247-252.
- 22 Consolidated Appropriations Act, 2010. Public law 111-117. (December 16, 2009. Sections 505 and 810.) Available online at <http://www.gpo.gov/fdsys/pkg/PLAW-111publ117/pdf/PLAW-111publ117.pdf>. (date last accessed: November 19, 2012)
- 23 Consolidated Appropriations Act, 2012. Public law 112-74. (December 23, 2011. Section 523.) Available online at <http://www.gpo.gov/fdsys/pkg/PLAW-112publ74/pdf/PLAW-112publ74.pdf>. (date last accessed: November 19, 2012)
- 24 amfAR. (2012). Syringe exchange programs in the United States, 2012 (map). Available online at http://www.amfar.org/uploadedFiles/_amfarorg/On_the_Hill/3_29_12_SEP_Map_FINAL.pdf. (date last accessed: November 13, 2012)
- 25 Nguyen, T.Q., Weir, B.W., Pinkerton, S.D., Des Jarlais, D.C., & Holtgrave, D. (July 23, 2012). Increasing investment in syringe exchange is cost-saving HIV prevention: modeling hypothetical syringe coverage levels in the United States (MOAE0204). Presented at the XIX International AIDS Conference, Washington D.C. Session available online at <http://pag.aids2012.org/session.aspx?s=198>. (date last accessed: December 11, 2012) The model assumed that approximately 2,500 infections occur each year as a consequence of sharing injecting equipment in the United States.
- 26 Des Jarlais D.C., McKnight, C., & Milliken, J. (2004). Public funding of US syringe exchange programs. *Journal of Urban Health*, 81(1), 118-21.
- 27 Schackman, B.R., Gebo, K.A., & Walensky, R.P. et al. (November 2006). The lifetime cost of current Human Immunodeficiency Virus care in the United States. *Medical Care*, 44(11), 990-997.
- 28 Knowlton, A.R., Hoover, D.R., Chung, S.E., Celentano, D.D., Vlahov, D., & Latkin, C.A. (2001). Access to medical care and service utilization among injection drug users with HIV/AIDS. *Drug and Alcohol Dependence*, 64(1):55-62.
- 29 Mizuno, Y. et al. (2006). Correlates of health care utilization among HIV-seropositive injection drug users. *AIDS Care*, 18(5):417-25.
- 30 Ibid.
- 31 CDC. (September 2002). Fact sheet: Viral hepatitis and injection drug users. Available online at: http://www.cdc.gov/idu/hepatitis/viral_hep_drug_use.pdf. (date last accessed: December 12, 2012)
- 32 Des Jarlais, D.C., et al. (2005). Reductions in hepatitis C virus and HIV infections among injecting drug users in New York City, 1990-2001. *AIDS*, 19(suppl 3), S20-S25.
- 33 Des Jarlais, D.C. Personal communication.
- 34 Nguyen, T.Q., Weir, B.W., Pinkerton, S.D., Des Jarlais, D.C., & Holtgrave, D. (July 23, 2012). Increasing investment in syringe exchange is cost-saving HIV prevention: modeling hypothetical syringe coverage levels in the United States (MOAE0204). Presented at the XIX International AIDS Conference, Washington D.C. Session available online at <http://pag.aids2012.org/session.aspx?s=198>. (date last accessed: December 11, 2012)
- 35 Ibid.
- 36 Ibid.
- 37 Office of National Drug Control Policy. (2012). 2012 National Drug Control Strategy. Available online at <http://www.whitehouse.gov/ondcp/2012-national-drug-control-strategy>. (date last accessed: December 12, 2012)

- 38 New Jersey Syringe Access Program Demonstration Project. (January 2010). Interim report: Implementation of P.L. 2006, c.99, "Blood-borne Disease Harm Reduction Act." Available online at http://www.state.nj.us/health/aids/documents/nj_sep_evaluation.pdf. (date last accessed: December 12, 2012)
- 39 Silverman, B., Thompson, D., Baxter, B., Jimenez, A.D., Hart, C., & Hartfield, C. (July 25, 2012). First federal support for community based syringe exchange programs: A panel presentation by SAMHSA grantees (Poster--WEPE234). Presented at the International AIDS Conference Poster Session, Washington, D.C. Poster and abstract available online at <http://pag.aids2012.org/abstracts.aspx?aid=20133>. (date last accessed: December 12, 2012)
- 40 Ibid.
- 41 Des Jarlais, D.C., Guardino, V., Nugent, A., Arasteh, K., & Purchase, D. (2012). (unpublished data) 2010 National survey of syringe exchange programs: summary of results. North American Syringe Exchange Network. Available online at <http://nasen.org/news/2012/jul/05/2010-beth-israel-survey-results-summary/>. (date last accessed: November 27, 2012)
- 42 Personal communication, state agency officials.
- 43 amfAR. (2012). Syringe exchange programs in the United States, 2012 (map). Available online at http://www.amfar.org/uploadedFiles/_amfarorg/On_the_Hill/3_29_12_SEP_Map_FINAL.pdf. (date last accessed: November 13, 2012)
- 44 Des Jarlais, D.C., Guardino, V., Nugent, A., Arasteh, A., & Purchase, D. 2011 National Survey of Syringe Exchange Programs: Summary of Results. Presented at the 9th National Harm Reduction Conference: "From Public Health to Social Justice," Portland, OR, November, 2012.
- 45 Ibid.
- 46 Harm Reduction Coalition. (2006). Fact sheet. Syringe exchange programs: Reducing the risks of needlestick injuries. Available online at <http://harmreduction.org/syringe-access/syringe-access-tools/seps-reduce-needlestick/>. (date last accessed: December 12, 2012)
- 47 Ksobiech, K. (2004). Return rates for needle exchange programs: A common criticism answered. *Harm Reduction Journal*, 1(1), 2.
- 48 Des Jarlais, D.C., Guardino, V., Arasteh, K., McKnight, C., Milliken, J., & Purchase, D. (17 November 2010). Current state of syringe exchange in the known universe. As presented at the North American Syringe Exchange Conference 2010 in Austin, Texas. Slides available online at <http://nasen.org/news/2010/nov/30/nasec-2010/>. (date last accessed: November 13, 2012)
- 49 Doherty, M.C., Junge, B., Rathouz, P., Garfein, R.S., Riley, E., & Vlahov, D. (2000). The effect of a needle exchange program on numbers of discarded needles: A 2-year follow-up. *American Journal of Public Health*, 90(6), 936-939.
- 50 Oliver, K.J., Friedman, S.R., Maynard, H., Magnuson, L., & Des Jarlais, D.C. (1992). Impact of a needle exchange program on potentially infectious syringes in public places. *Journal of Acquired Immune Deficiency Syndromes*, 5, 534-535.
- 51 Tookes, H.E., et al. (2012). A comparison of syringe disposal practices among injection drug users in a city with versus a city without needle and syringe programs. *Drug and Alcohol Dependence*, 123(1-3), 255-9.
- 52 Lorentz, J., Hill, J., & Samini, B. (2000). Occupational needle stick injuries in a metropolitan police force. *American Journal of Preventive Medicine*, 18, 146-150.
- 53 Groseclose, S.L., Weinstein, B., Jones, T.S., Valleroy, L.A., Fehrs, L.J., & Kassler, W.J. (1995). Impact of increased legal access to needles and syringes on practices of injecting-drug users and police officers--Connecticut, 1992-1993. *Journal of Acquired Immune Deficiency Syndromes and Human Retrovirology*, 10(1), 82-9.
- 54 CDC. (December 2012). Fact sheet: New HIV infections in the United States. Available online at <http://www.cdc.gov/nchstp/newsroom/docs/2012/HIV-Infections-2007-2010.pdf>. (date last accessed: January 4, 2013)
- 55 CDC. (December 2012). Estimated HIV incidence in the United States, 2007-2010. *HIV Surveillance Supplemental Report 2012*, 17(4), (6-7). Available online at <http://www.cdc.gov/hiv/topics/surveillance/resources/reports/#supplemental>. Published December 2012. (date last accessed: January 4, 2013)
- 56 CDC. (2012). HIV surveillance in injection drug users (through 2010). (slide 3) Available online at <http://www.cdc.gov/hiv/idu/resources/slides/>. (date last accessed: December 11, 2012)
- 57 CDC. (November 2011). Fact sheet: HIV among African Americans. Available online at: <http://www.cdc.gov/hiv/topics/aa/>. (date last accessed: December 12, 2012)
- 58 Office of National AIDS Policy. (July 2010). National HIV/AIDS strategy for the United States. (pages 31-37) Available online at <http://www.whitehouse.gov/sites/default/files/uploads/NHAS.pdf>. (date last accessed: November 27, 2012)
- 59 Towey, K., & Fleming, M., eds. (2006). *Policy and resource guide: Alcohol use and adolescents* (pp. 41). Chicago, IL: American College of Preventive Medicine and American Medical Association National Coalition for Adolescent Health.
- 60 American Public Health Association. (November 13, 2002). Syringe prescription to reduce disease related to injection drug use (Policy #2002-12). Available online at <http://www.apha.org/advocacy/policy/policysearch/default.htm?id=288>. (date last accessed: December 12, 2012)
- 61 Kolata, G. (1995, September 24). Sept. 17-23: the AIDS epidemic; scientists endorse needle exchanges. *The New York Times*. Available online at <http://www.nytimes.com/1995/09/24/weekinreview/sept-17-23-the-aids-epidemic-scientists-endorse-needle-exchanges.html>. (date last accessed: December 12, 2012)
- 62 Provisional Committee on Pediatric AIDS. (1994). Reducing the risk of Human Immunodeficiency Virus infection associated with illicit drug use. *Pediatrics*, 94(6), 945-947. Available online at <http://pediatrics.aappublications.org/content/94/6/945>. (date last accessed: December 12, 2012)
- 63 World Health Organization. (2004). Effectiveness of sterile needle and syringe programming in reducing HIV/AIDS among injecting drug users. Available online at <http://www.unodc.org/documents/balticstates/Library/NSP/EffectivenessNSP.pdf>. (date last accessed: December 12, 2012)
- 64 World Bank. (2003). Local government responses to HIV/AIDS: A handbook. (page 16) Available online at <http://siteresources.worldbank.org/INTURBANHEALTH/Resources/1090754-1242053198381/handbook.pdf>. (date last accessed: December 12, 2012)
- 65 International Federation of Red Cross and Red Crescent Societies. (2003). Spreading the light of science: Guidelines on harm reduction related to injecting drug use. (page 31) Available online at http://www.ifrc.org/PageFiles/96733/Red_Cross_spreading_the_light_of_science.pdf. (date last accessed: December 12, 2012)
- 66 American Bar Association. (April 2011). ABA Washington letter: ABA urges federal support for syringe exchange programs. Available online at http://www.americanbar.org/publications/governmental_affairs_periodicals/washingtonletter/2011/april/syringeexchange.html. (date last accessed: December 12, 2012).
- 67 United States Conference of Mayors, Health and Human Services Committee. (June 2000). Removal of legal barriers to access to sterile syringes by injection drugusers. Available online at http://usmayors.org/uscm/resolutions/68th_conference/removal_he.html. (date last accessed: December 12, 2012)